

CONTENTS

1 Introduction 1

2 Intended Use..... 1

3 Notes on This Update 2

4 Assumptions and Methodology 4

5 Definitions 5

6 Future Updates 7

Introduction

This Research Paper on the Best Planning Estimates of population, occupied dwelling units and employment for the period 2011-2031 is produced by the Planning Services Division of Halton Region's Legislative and Planning Services Department in consultation with the staff from other Regional departments and the Local Municipalities in Halton. It is completely remodelled based on minimum requirements from Regional Official Plan Amendment #37 (ROPA 37) and #38 (ROPA 38) and the Growth Plan for Greater Golden Horseshoe (2006). This version updates the 2007 estimates.

The Best Planning Estimates is a planning tool used to identify where and when development is expected to take place across the Region. The Best Planning Estimates represent good long term planning. This tool will assist the Region and the Local Municipalities in planning complete healthy communities including; the establishment of the supply of housing, type of housing and jobs across the Region. The Best Planning Estimates, also, provide direction in determining the timely provision of both hard infrastructure (roads, water and wastewater) and community infrastructure (schools, community recreation etc).

Intended Use

The Best Planning Estimates are meant to be used where working numbers of future population, occupied dwelling units or employment within Halton are needed for planning purposes. The intent of producing these estimates is to provide a consistent set of land use data and forecasts to be commonly used by both public and private agencies, or individuals interested in such data for business or personal purposes.

These estimates are called Best Planning Estimates because they were prepared on a best effort basis by Regional and Local Municipal staff based on their collective knowledge and understanding of demographic and economic

trends in Halton. By definition, they are estimates, not policy numbers committed to by Regional or Local Municipal Councils. The application of these estimates by any user in an undertaking, private or public, should be at the discretion of the user, guided by the nature, purpose and scope of that particular undertaking. If clarification or assistance is needed in interpreting these estimates, please contact the Planning Policy Section of the Region as listed under Section 7.

Attempts have been made to achieve as high a degree of consistency as possible between Official Plan or policy numbers and the Best Planning Estimates. As the purpose of the Best Planning Estimates is to reflect the latest trends and information sources, they will be updated from time to time and should not be construed as replacing Official Plan or policy numbers. The official status of the Best Planning Estimates and how they are to be used in municipal projects and undertakings are determined through resolutions of Regional or Local Council.

Notes on This Update

Since the publication of the April 2007 estimates, the following events have caused the need for an update:

- The Region has completed the multi-year Sustainable Halton process to conform to the *Growth Plan for the Greater Golden Horseshoe (2006)*, the *Greenbelt Plan (2005)*, the *Provincial Policy Statement (2005)*, and other Provincial policies and initiatives. The Sustainable Halton process helped develop Halton's growth management strategy to 2031.
- Schedule 3 of the *Growth Plan for the Greater Golden Horseshoe (2006)* allocates a total of 780,000 people and 390,000 jobs to Halton Region by 2031, to which Halton Region must conform.
- The *Growth Plan for the Greater Golden Horseshoe (2006)* requires that three designated *Urban Growth Centres* in Halton - Downtown Burlington,

Downtown Milton and Midtown Oakville - are planned to achieve a gross density of 200 residents and jobs combined per hectare by 2031.

- The *Growth Plan for the Greater Golden Horseshoe (2006)* requires that the entire designated Greenfield Areas, except protected areas, are planned to achieve a minimum density target that is not less than 50 residents and jobs combined per hectare.
- The *Growth Plan for the Greater Golden Horseshoe (2006)* requires that, by the year of 2015 and for each year thereafter, a minimum of 40 percent of all residential development occurring annually in Halton will be within the built-up area. To facilitate the implementation of the minimum intensification requirement of the Growth Plan, the Province of Ontario has identified the 2006 built-up urban areas across the Greater Golden Horseshoe.
- As a result of the Sustainable Halton process, ROPA 37 “An Amendment to Incorporate the Basic Requirements of the Places to Grow Plan” and ROPA 38 “An Amendment to Incorporate the Results of Sustainable Halton, Official Plan Review Directions and Other Matters” were adopted by Regional Council on June 3 and December 16 respectively, 2009.
- Throughout the Sustainable Halton and Regional Official Plan Amendment processes, the Region and Local Municipalities conducted additional research on intensification opportunities and the supply of residential and employment lands, including a comprehensive review of persons per dwelling unit and employment density. This provided improved information on the ability of each Local Municipality in accommodating future population and employment growth.
- ROPA 38 contains policies regarding affordable housing targets that would affect the supply of medium and high density dwelling units to 2031.
- ROPA 38 contains policies regarding mobility hubs and major transit station

areas that would influence where and when intensification is to take place.

Assumptions and Methodology

Unlike previous versions of the Best Planning Estimates, which focused on forecasting how the number of persons per unit by housing type change over time, this update relied on a version of Persons per Units forecast that was already available and consistent to the land budget analysis prepared for ROPA 38. Much of the effort was made to achieve the total population and employment forecasts for Halton by the *Growth Plan for the Greater Golden Horseshoe (2006)*, as well as the intensification and minimum density targets for the Designated Greenfield Area and *Urban Growth Centres* when considering “when”, “where” and “what” development is to take place.

Planning staff, in consultation with staff from other Regional departments and Local Municipalities, assessed all areas within the Urban Area envelope and their “developability” by deducting all protected areas, such as areas within the Regional Natural Heritage System, as well as assessing their suitability for low, medium or high density dwelling units in the residential areas, and industrial, commercial or institutional use in employment areas as designated by ROPA 38. This analysis considered intensification areas as identified in Local Municipal intensification studies, and made a best effort to meet Local Municipal growth visions. When the 2006 and 2031 population and employment numbers, as suggested in Table 1 of ROPA 38, were loaded into the model, adjustments were made based on calculations to meet the requirements and policy directions as explained in “*Notes on this Update*”.

Work on the Best Planning Estimates was able to commence after Regional Council endorsed the preferred growth option and ROPA 38 on December 16, 2009. Since ROPA 38 is still pending Provincial approval and may further be subject to an appeal to the Ontario Municipal Board, this version of the Best Planning Estimates assumes that ROPA 38, as adopted by Regional Council, will be approved by the Province and the Ontario Municipal Board.

Definitions

To ensure that the Best Planning Estimates are used and interpreted properly, the following definitions are adopted:

- Population data and forecasts are consistent with the official Census figures as reported by Statistics Canada – they are not adjusted for undercounting. It should be noted that the un-adjusted counts, sometimes referred to as “Census population”, are the official population counts and are never updated to include the under-count.
- The population, occupied dwelling units and employment estimates presented in this document represent the figure for May 1 of that year, which aligns with Census Day (roughly mid-year).
- Low density housing means single detached and semi-detached housing units.
- Medium density housing means townhouses and duplexes.
- High density housing means apartment units.
- Employment estimates are jobs located within Halton (not the employed labour force residing in Halton) and include jobs with no fixed locations such as construction sites and mobile servicing units.
- Built Boundary refers to the limits of the developed urban area as defined by the Minister of Public Infrastructure Renewal in accordance with Policy 2.2.3.5 in the *Growth Plan for the Greater Golden Horseshoe (2006)*.
- Density Targets refers to the density target for *Urban Growth Centres* as defined in Policies 2.2.4.5 and 2.2.4.6 of the *Growth Plan for the Greater Golden Horseshoe (2006)*, and the density target for Designated Greenfield Areas as defined in Policies 2.2.7.2, 2.2.7.3 and 2.2.7.5 of the *Growth Plan*

for the Greater Golden Horseshoe (2006).

- Designated Greenfield Areas refers to ROPA 38 Urban Areas outside the *Built Boundary*.
- Intensification Target refers to the intensification target as established in Policies 2.2.3.1, 2.2.3.2, 2.2.3.3, and 2.2.3.4 of the *Growth Plan for the Greater Golden Horseshoe (2006)*.
- *Urban Growth Centre* refers to either Downtown Burlington, Downtown Milton, or Midtown Oakville in Halton Region as set out in the Schedule 4 and pursuant to Policies 2.2.4.2 and 2.2.4.3 of the *Growth Plan for the Greater Golden Horseshoe (2006)*.

Future Updates

These Best Planning Estimates forecast population and employment growth to the year 2031 based on ROPA 38 as adopted by Regional Council on December 16, 2009. Since ROPA 38 is still pending Provincial approval and may still be subject to appeal, the Region's Planning Services Division may further update these Best Planning Estimates when final approval is received from the Province or the Ontario Municipal Board.

If any user of these Best Planning Estimates is aware of other sources of forecasts or relevant information, the Planning Policy Section would appreciate being apprised of these sources to assist in future reviews and updates of the Estimates.

Any update of the Best Planning Estimates will be published in a future Research Paper presented for endorsement by Regional Council. For enquiries on the estimates themselves and related matters, please contact:

*Planning Policy Section
Planning Services Division
Legislative and Planning Services Department
Regional Municipality of Halton*

1151 Bronte Road
Oakville, Ontario L6M 3L1
905-825-6000 Toll Free: 1-866-4HALTON
Fax: 905-825-8822
E-mail: planning@halton.ca

or visit the Region's website at: <http://www.halton.ca>

TABLE 1 POPULATION

<i>Year</i>	<i>Halton</i>	<i>Oakville</i>	<i>Burlington</i>	<i>Milton</i>	<i>Halton Hills</i>
2006	438,891	165,529	164,446	53,938	54,978
2011	493,045	174,780	173,761	88,438	56,066
2016	556,210	198,205	175,438	124,645	57,922
2021	624,094	221,826	178,847	161,750	61,672
2026	688,894	234,121	182,034	195,735	77,003
2031	752,537	246,400	186,169	228,084	91,885

TABLE 2 OCCUPIED DWELLING UNITS

<i>Year</i>	<i>Halton</i>	<i>Oakville</i>	<i>Burlington</i>	<i>Milton</i>	<i>Halton Hills</i>
2006	156,882	56,585	63,268	18,451	18,578
2011	178,232	60,970	68,574	29,355	19,332
2016	205,461	71,359	71,618	41,963	20,521
2021	234,454	81,580	74,880	55,711	22,284
2026	262,450	88,109	77,687	68,375	28,279
2031	288,556	93,549	80,572	80,293	34,141

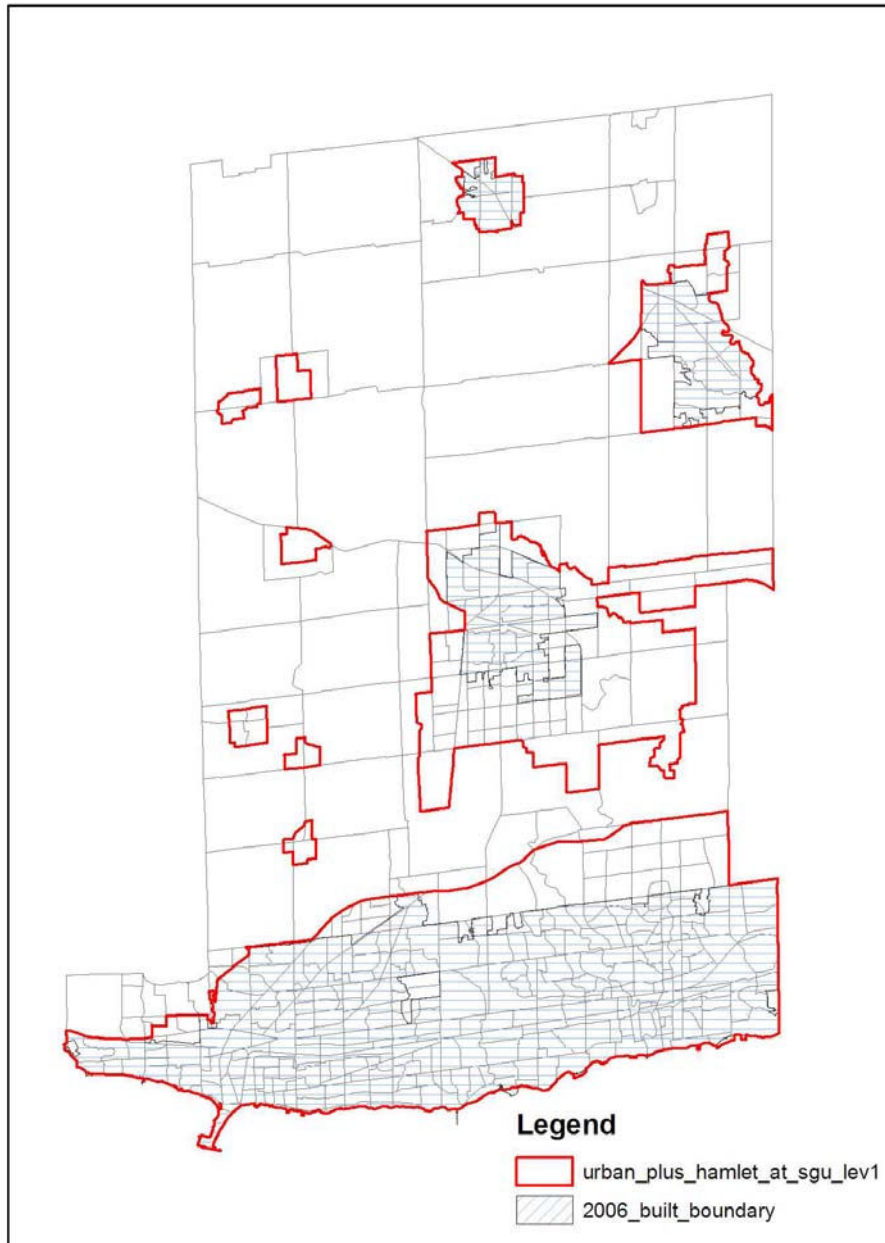
TABLE 3 EMPLOYMENT

<i>Year</i>	<i>Halton</i>	<i>Oakville</i>	<i>Burlington</i>	<i>Milton</i>	<i>Halton Hills</i>
2006	216,403	82,089	87,854	27,232	19,228
2011	250,932	90,969	95,656	44,452	19,856
2016	288,493	106,485	98,710	62,553	20,744
2021	327,683	120,795	102,846	81,106	22,936
2026	355,710	122,578	104,145	96,631	32,356
2031	390,000	128,359	105,349	114,330	41,962

TABLE 4 EMPLOYMENT TO POPULATION RATIOS

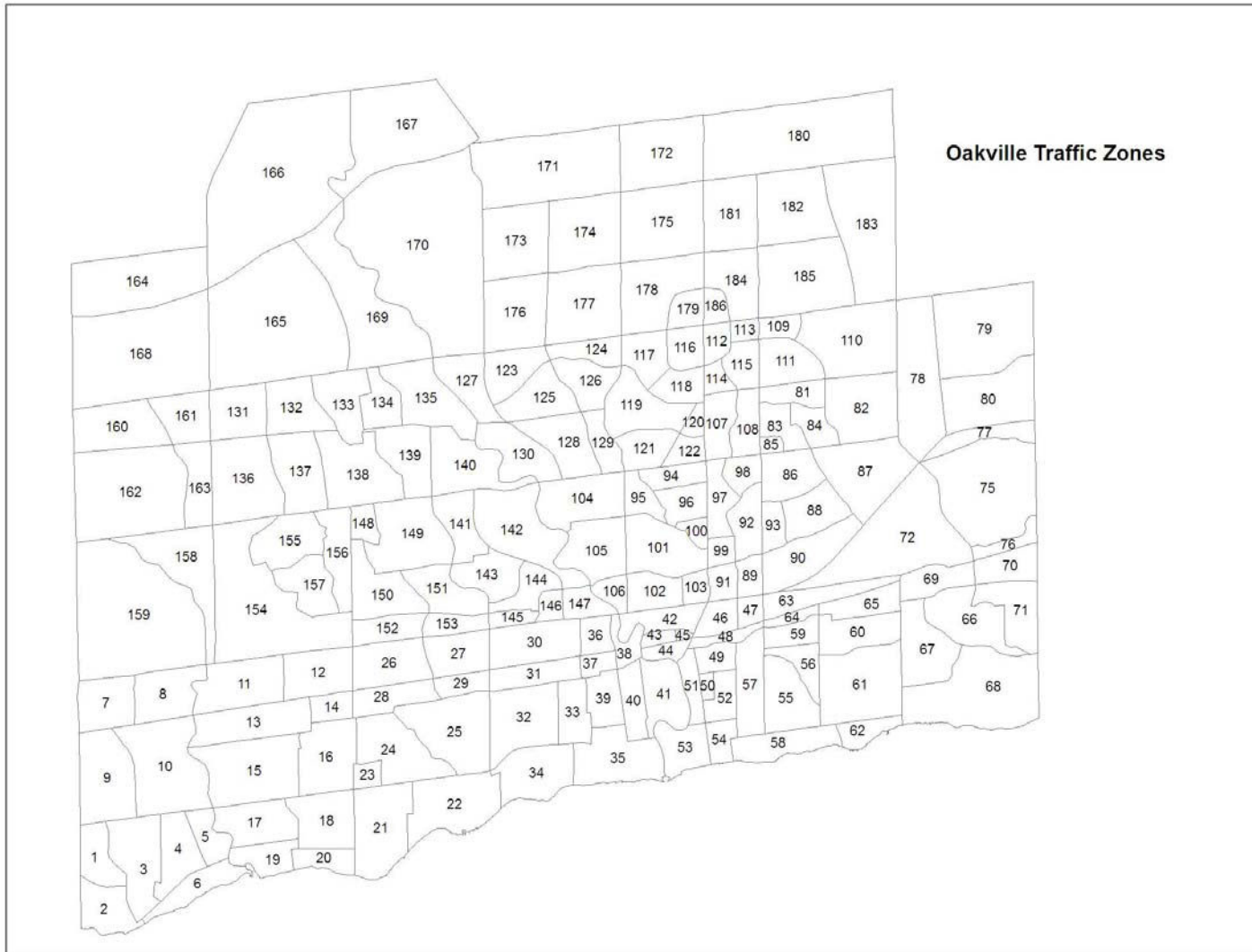
<i>Year</i>	<i>Halton</i>	<i>Oakville</i>	<i>Burlington</i>	<i>Milton</i>	<i>Halton Hills</i>
2006	49.31%	49.59%	53.42%	50.49%	34.97%
2011	50.89%	52.05%	55.05%	50.26%	35.42%
2016	51.87%	53.72%	56.27%	50.19%	35.81%
2021	52.51%	54.46%	57.51%	50.14%	37.19%
2026	51.63%	52.36%	57.21%	49.37%	42.02%
2031	51.82%	52.09%	56.59%	50.13%	45.67%

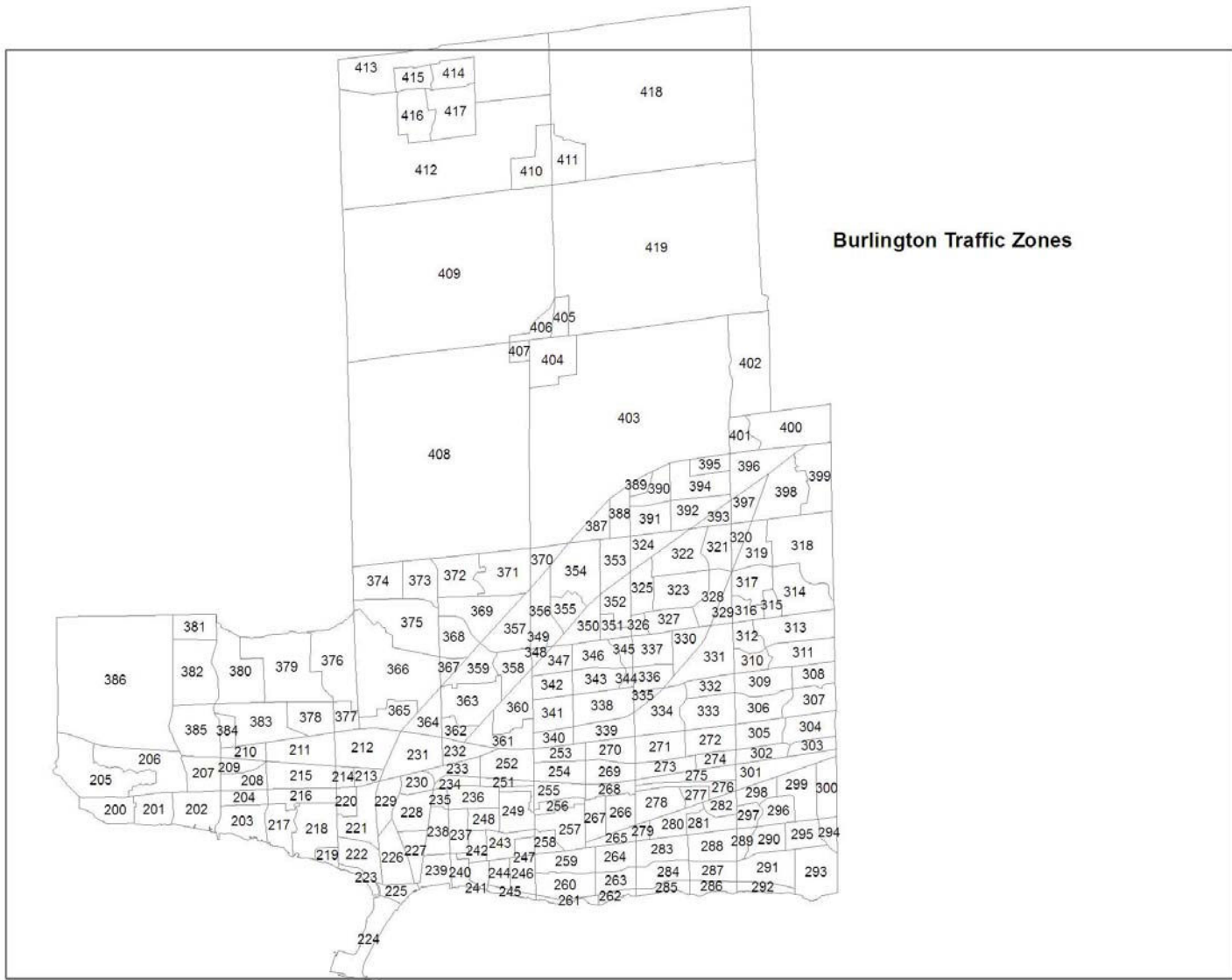
Appendix A 2006 Built Boundary and ROPA 38 Urban Areas and Hamlets



Appendix B

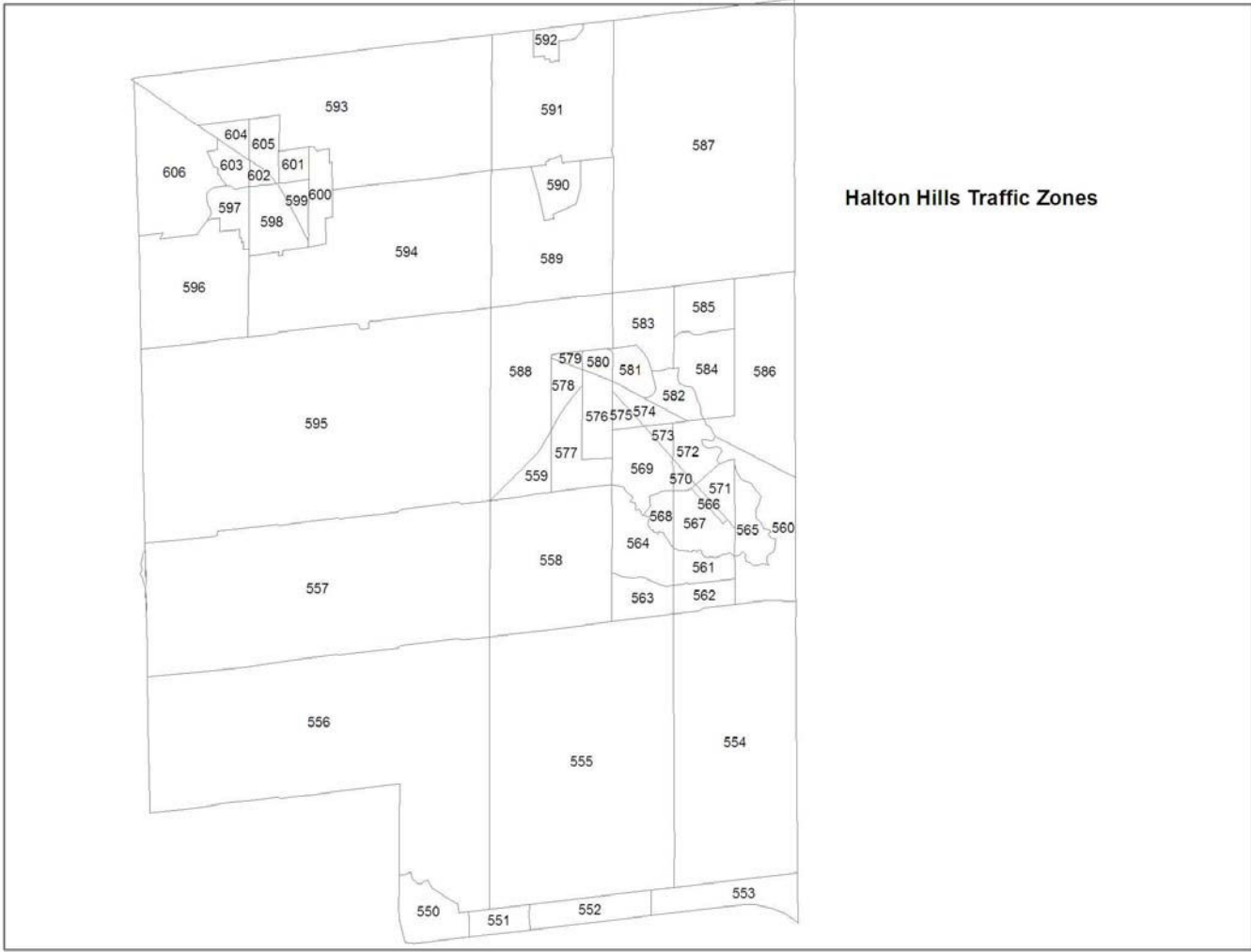
Traffic Zone Level Dwelling Units and Employment in 5-Year Increments by Local Municipality





Burlington Traffic Zones





Halton Hills Traffic Zones

Municipality	TZ	06 UNITS	11 UNITS	16 UNITS	21 UNITS	26 UNITS	31 UNITS	06 JOBS	11 JOBS	16 JOBS	21 JOBS	26 JOBS	31 JOBS
Oakville	1	670	679	685	686	687	701	366	426	426	427	428	448
Oakville	2	256	269	278	279	280	301	155	191	190	190	191	200
Oakville	3	245	264	277	278	280	307	160	173	183	187	189	196
Oakville	4	570	585	594	596	597	618	254	254	253	254	255	266
Oakville	5	197	202	206	206	207	216	88	88	88	87	88	91
Oakville	6	315	435	516	647	759	774	138	138	138	138	139	145
Oakville	7	0	0	0	0	0	0	1,000	2,038	2,470	2,470	2,475	2,542
Oakville	8	0	0	0	0	0	0	0	0	958	958	958	958
Oakville	9	0	0	0	0	0	0	0	0	805	805	812	1,372
Oakville	10	0	0	0	0	0	0	0	677	761	1,493	1,540	1,619
Oakville	11	0	0	0	0	0	0	2,150	2,150	2,150	2,157	2,164	2,263
Oakville	12	0	0	0	0	0	0	1,852	1,852	1,852	1,852	1,857	1,933
Oakville	13	0	0	0	0	0	0	2,258	2,258	2,258	2,264	2,272	2,366
Oakville	14	0	0	0	0	0	0	936	936	936	936	936	958
Oakville	15	983	1,018	1,042	1,044	1,047	1,101	436	436	436	437	438	458
Oakville	16	687	712	729	733	735	773	310	310	310	310	311	312
Oakville	17	491	517	537	555	570	598	218	218	218	219	219	229
Oakville	18	639	660	676	676	678	712	282	282	282	283	284	297
Oakville	19	710	1,133	1,410	1,886	2,297	2,314	516	524	658	669	675	751
Oakville	20	1,151	1,164	1,174	1,182	1,188	1,200	388	389	389	392	394	411
Oakville	21	491	521	540	541	544	588	219	220	218	219	219	229
Oakville	22	344	371	392	393	395	440	154	154	153	153	154	154
Oakville	23	115	120	123	123	123	131	658	658	661	665	669	698
Oakville	24	746	771	790	793	795	834	331	331	331	331	333	334
Oakville	25	786	818	842	845	848	899	351	351	351	351	353	361
Oakville	26	0	0	0	0	0	0	1,762	1,762	1,762	1,764	1,765	1,800
Oakville	27	0	0	0	0	0	0	1,353	1,353	1,353	1,353	1,354	1,416
Oakville	28	0	0	0	0	0	0	1,095	1,095	1,095	1,098	1,102	1,152
Oakville	29	0	0	0	0	0	0	579	579	579	581	583	610
Oakville	30	0	0	0	0	0	0	2,531	2,531	2,629	2,662	2,670	2,745
Oakville	31	0	0	0	0	0	0	1,063	1,063	1,063	1,066	1,069	1,118

Municipality	TZ	06 UNITS	11 UNITS	16 UNITS	21 UNITS	26 UNITS	31 UNITS	06 JOBS	11 JOBS	16 JOBS	21 JOBS	26 JOBS	31 JOBS
Oakville	32	816	842	861	863	867	910	362	362	363	362	365	380
Oakville	33	413	425	434	435	436	456	160	159	159	159	160	167
Oakville	34	260	282	298	300	302	338	116	116	115	116	116	122
Oakville	35	882	902	1,055	1,296	1,503	1,553	296	299	307	310	313	341
Oakville	36	0	0	0	0	0	0	601	601	601	602	605	632
Oakville	37	0	0	40	108	168	173	236	236	236	236	236	236
Oakville	38	216	216	254	319	375	379	273	273	274	276	277	291
Oakville	39	646	652	704	782	849	870	277	277	299	326	329	361
Oakville	40	846	849	959	1,146	1,304	1,331	405	405	421	448	451	484
Oakville	41	902	916	926	927	929	951	272	273	272	273	274	287
Oakville	42	0	0	441	1,196	1,850	2,132	1,163	1,335	1,844	2,411	2,632	3,055
Oakville	43	8	48	182	411	610	806	823	823	1,022	1,179	1,248	1,369
Oakville	44	302	358	415	512	597	802	109	109	133	155	167	187
Oakville	45	0	0	47	129	199	470	593	593	684	711	730	769
Oakville	46	0	0	397	1,075	1,663	1,916	738	1,021	1,516	2,050	2,238	2,599
Oakville	47	0	0	0	0	0	0	391	396	401	404	404	407
Oakville	48	0	101	205	382	535	601	0	0	0	0	0	0
Oakville	49	305	310	315	316	316	328	114	114	113	113	114	118
Oakville	50	97	99	101	101	101	105	1,463	1,465	1,471	1,482	1,487	1,554
Oakville	51	110	115	119	120	120	129	50	50	50	50	50	50
Oakville	52	295	304	309	311	312	324	132	132	130	132	131	131
Oakville	53	693	732	774	834	888	924	1,299	1,328	1,444	1,498	1,503	1,572
Oakville	54	357	368	378	391	402	414	1,186	1,186	1,264	1,318	1,323	1,383
Oakville	55	319	339	352	355	356	387	142	142	142	142	142	142
Oakville	56	118	123	128	129	130	140	56	56	56	56	56	56
Oakville	57	615	631	644	645	647	674	206	206	205	206	207	206
Oakville	58	419	435	447	448	450	480	164	164	164	164	164	164
Oakville	59	158	162	167	168	170	179	63	63	63	63	63	63
Oakville	60	393	403	413	416	416	438	178	178	178	178	178	178
Oakville	61	778	800	824	827	830	874	356	356	356	356	360	374
Oakville	62	66	89	173	252	304	324	42	42	42	42	42	42

Municipality	TZ	06 UNITS	11 UNITS	16 UNITS	21 UNITS	26 UNITS	31 UNITS	06 JOBS	11 JOBS	16 JOBS	21 JOBS	26 JOBS	31 JOBS
Oakville	63	0	0	0	0	0	0	1,187	1,187	1,187	1,187	1,190	1,228
Oakville	64	0	0	0	0	0	0	295	295	295	296	297	311
Oakville	65	0	0	0	0	0	0	978	978	978	982	984	1,030
Oakville	66	649	649	649	649	649	650	267	267	292	296	300	312
Oakville	67	514	528	542	544	546	571	234	234	234	235	237	249
Oakville	68	715	745	775	781	785	843	328	328	328	328	328	328
Oakville	69	0	0	0	0	0	0	1,305	1,321	1,356	1,372	1,373	1,400
Oakville	70	0	0	0	0	0	0	1,011	1,011	1,011	1,013	1,016	1,062
Oakville	71	0	0	0	0	0	0	1,529	1,529	1,529	1,535	1,539	1,610
Oakville	72	0	0	0	0	0	0	4,616	4,674	4,674	4,674	4,674	4,743
Oakville	75	2,032	2,043	2,054	2,065	2,076	2,087	816	816	891	908	913	938
Oakville	76	0	0	0	0	0	0	500	502	502	502	504	526
Oakville	77	0	0	0	0	0	0	894	918	918	918	918	932
Oakville	78	0	0	0	0	0	0	0	0	1,636	1,645	1,650	1,726
Oakville	79	0	0	0	0	0	0	4,288	4,288	4,625	4,886	4,895	4,895
Oakville	80	0	0	0	0	0	0	3,505	3,605	4,170	4,726	4,735	4,883
Oakville	81	201	210	217	218	218	232	90	91	90	90	91	91
Oakville	82	412	425	434	435	436	457	179	179	179	179	179	179
Oakville	83	336	345	351	352	353	367	154	154	154	154	154	154
Oakville	84	430	439	445	446	447	461	182	182	182	182	182	182
Oakville	85	0	1	1	1	1	2	0	0	0	0	0	0
Oakville	86	454	470	481	482	483	509	182	182	182	182	182	182
Oakville	87	295	301	303	303	303	311	134	134	134	134	134	134
Oakville	88	573	587	597	599	600	623	254	254	254	254	254	254
Oakville	89	0	0	0	0	0	0	530	530	530	532	534	558
Oakville	90	0	0	0	0	0	0	1,937	1,937	1,937	1,943	1,949	2,039
Oakville	91	0	0	0	0	0	0	526	526	526	528	529	554
Oakville	92	257	267	274	276	277	294	114	114	114	114	114	114
Oakville	93	519	525	530	530	531	540	176	176	176	176	176	176

Municipality	TZ	06 UNITS	11 UNITS	16 UNITS	21 UNITS	26 UNITS	31 UNITS	06 JOBS	11 JOBS	16 JOBS	21 JOBS	26 JOBS	31 JOBS
Oakville	94	334	342	346	347	348	360	144	144	144	144	144	144
Oakville	95	98	104	108	108	109	118	76	76	76	76	76	76
Oakville	96	0	3	4	4	4	7	1,108	1,108	1,113	1,121	1,125	1,176
Oakville	97	790	798	805	806	807	821	213	213	213	213	213	213
Oakville	98	344	350	355	356	357	367	154	154	154	154	154	154
Oakville	99	265	268	271	271	271	277	1,287	1,287	1,288	1,297	1,302	1,360
Oakville	100	694	697	698	698	699	703	163	165	167	167	168	176
Oakville	101	1,200	1,225	1,241	1,244	1,246	1,283	1,473	1,473	1,473	1,481	1,483	1,525
Oakville	102	304	317	326	327	328	345	110	110	110	113	113	118
Oakville	103	0	0	0	0	0	0	440	440	440	442	443	463
Oakville	104	1,052	1,073	1,088	1,090	1,092	1,125	439	439	439	446	448	468
Oakville	105	719	736	748	750	752	779	298	298	298	298	299	305
Oakville	106	118	121	123	124	124	130	54	54	54	54	54	54
Oakville	107	435	446	454	454	455	472	190	191	190	190	189	198
Oakville	108	310	318	325	326	326	340	138	138	138	138	138	138
Oakville	109	215	220	225	225	225	235	138	138	138	138	138	138
Oakville	110	620	663	772	863	928	977	408	461	512	513	514	538
Oakville	111	323	348	406	454	488	517	255	289	290	291	292	305
Oakville	112	0	0	0	0	0	0	678	678	678	678	680	712
Oakville	113	432	437	439	440	440	446	156	156	156	156	156	156
Oakville	114	118	120	120	120	120	121	43	43	43	43	44	46
Oakville	115	329	337	344	345	345	359	164	184	184	184	185	194
Oakville	116	300	336	561	947	1,280	1,424	692	751	903	904	907	948
Oakville	117	554	672	856	1,443	2,057	2,311	496	495	610	756	757	773
Oakville	118	750	929	1,178	1,676	2,089	2,299	673	673	673	711	712	727
Oakville	119	646	665	680	681	683	714	241	241	241	241	242	251
Oakville	120	20	23	25	25	26	32	9	9	9	9	9	9
Oakville	121	462	473	481	482	483	501	196	196	196	196	197	196
Oakville	122	224	229	233	234	234	243	100	100	100	100	100	100
Oakville	123	621	633	644	646	646	668	268	268	269	270	270	283
Oakville	124	374	384	390	391	392	408	156	156	156	156	156	156

Municipality	TZ	06 UNITS	11 UNITS	16 UNITS	21 UNITS	26 UNITS	31 UNITS	06 JOBS	11 JOBS	16 JOBS	21 JOBS	26 JOBS	31 JOBS
Oakville	125	777	793	804	806	807	832	358	358	358	358	358	358
Oakville	126	393	407	417	418	420	442	172	172	172	172	172	172
Oakville	127	177	184	189	190	190	202	72	72	72	72	72	72
Oakville	128	687	704	717	718	720	747	322	322	322	322	322	322
Oakville	129	521	529	535	535	536	549	232	232	232	232	232	232
Oakville	130	193	198	201	201	202	210	78	78	78	78	78	78
Oakville	131	0	191	561	764	983	1,101	0	106	238	323	325	338
Oakville	132	415	485	758	884	948	988	326	394	395	395	397	414
Oakville	133	555	575	587	589	591	619	335	335	335	336	336	343
Oakville	134	350	362	369	371	372	390	154	154	154	154	154	154
Oakville	135	595	611	622	623	624	649	258	258	258	258	258	258
Oakville	136	1,072	1,103	1,124	1,126	1,129	1,176	501	501	539	554	557	582
Oakville	137	887	905	919	920	921	951	336	383	391	390	392	485
Oakville	138	1,011	1,037	1,056	1,058	1,059	1,100	507	507	545	560	563	588
Oakville	139	885	901	915	915	917	944	386	386	386	386	388	405
Oakville	140	686	704	716	718	718	746	340	340	340	340	340	340
Oakville	141	514	527	536	538	539	559	221	221	221	221	221	221
Oakville	142	532	554	572	574	576	613	208	207	223	229	229	239
Oakville	143	532	544	553	555	555	575	225	225	225	229	229	239
Oakville	144	773	783	790	791	792	809	220	220	238	245	246	253
Oakville	145	0	0	0	0	0	0	559	566	590	602	604	632
Oakville	146	0	5	8	8	9	17	548	548	550	554	556	582
Oakville	147	0	6	11	10	11	21	548	548	550	554	556	582
Oakville	148	0	6	10	10	11	20	298	298	299	301	302	316
Oakville	149	857	884	903	905	907	948	336	354	355	355	357	372
Oakville	150	963	979	992	993	996	1,022	358	358	358	367	368	378
Oakville	151	533	547	557	558	559	581	240	240	240	240	240	291
Oakville	152	0	0	0	0	0	0	221	969	969	969	969	1,010
Oakville	153	0	0	0	0	0	0	1,029	1,042	1,090	1,112	1,114	1,168
Oakville	154	0	0	0	0	0	0	146	667	994	1,086	1,119	1,463
Oakville	155	533	548	559	559	561	583	243	254	308	316	317	332

Municipality	TZ	06 UNITS	11 UNITS	16 UNITS	21 UNITS	26 UNITS	31 UNITS	06 JOBS	11 JOBS	16 JOBS	21 JOBS	26 JOBS	31 JOBS
Oakville	156	641	656	669	670	671	694	255	255	253	254	255	268
Oakville	157	533	544	553	554	555	573	243	258	267	268	268	279
Oakville	158	0	0	0	0	0	0	0	0	0	0	0	0
Oakville	159	0	0	0	0	0	0	0	0	0	0	0	0
Oakville	160	0	17	87	155	200	214	0	80	88	88	90	92
Oakville	161	340	493	786	954	1,100	1,163	149	168	229	479	482	546
Oakville	162	470	490	504	515	522	545	226	346	346	347	347	362
Oakville	163	473	488	493	494	495	513	304	314	314	314	314	422
Oakville	164	7	7	7	7	7	7	0	0	0	0	0	0
Oakville	165	29	31	31	31	31	31	0	0	3,976	4,827	4,831	4,831
Oakville	166	13	13	13	13	13	13	0	0	0	0	0	0
Oakville	167	14	14	14	14	14	14	0	0	0	0	0	0
Oakville	168	10	10	10	10	10	10	0	0	2,167	4,177	4,184	4,184
Oakville	169	0	0	313	800	800	800	0	0	0	816	816	892
Oakville	170	32	41	190	697	707	1,221	0	290	290	546	546	546
Oakville	171	15	15	14	15	15	15	0	0	0	964	1,464	1,669
Oakville	172	5	5	5	5	5	5	0	0	0	1,163	1,334	1,463
Oakville	173	5	167	167	656	656	656	0	0	0	78	156	197
Oakville	174	10	10	10	10	233	307	0	0	0	56	134	209
Oakville	175	10	10	10	10	227	315	0	0	0	426	426	426
Oakville	176	8	372	1,719	1,719	1,719	1,719	0	699	699	699	699	699
Oakville	177	24	178	1,756	1,777	1,777	1,777	0	798	798	798	798	798
Oakville	178	1	506	1,360	1,455	1,473	1,473	39	932	932	932	960	960
Oakville	179	5	219	263	341	417	417	56	1,137	1,138	1,139	1,139	1,139
Oakville	180	5	10	10	22	22	22	0	0	0	1,616	1,617	1,617
Oakville	181	5	5	5	5	457	494	0	0	0	839	839	839
Oakville	182	5	13	13	13	198	365	0	0	0	0	87	127
Oakville	183	1	3	2	271	437	539	0	0	0	600	600	700
Oakville	184	32	32	802	1,370	1,401	1,401	0	9	684	917	917	917
Oakville	185	4	8	500	2,174	2,176	2,208	0	442	639	855	855	863
Oakville	186	0	0	0	271	399	399	0	189	821	1,053	1,053	1,053

Municipality	TZ	06 UNITS	11 UNITS	16 UNITS	21 UNITS	26 UNITS	31 UNITS	06 JOBS	11 JOBS	16 JOBS	21 JOBS	26 JOBS	31 JOBS
Burlington	200	196	206	221	242	249	269	89	90	91	91	91	91
Burlington	201	299	306	318	334	340	356	19	20	20	20	21	21
Burlington	202	792	804	822	846	854	877	502	521	535	540	545	546
Burlington	203	220	228	243	264	271	292	83	104	107	120	122	123
Burlington	204	189	196	207	222	227	240	118	124	128	128	131	131
Burlington	205	97	99	104	107	107	107	393	601	637	731	751	752
Burlington	206	453	459	470	481	485	494	384	387	388	389	390	390
Burlington	207	16	17	20	23	24	27	1,171	1,176	1,180	1,180	1,183	1,183
Burlington	208	228	235	244	253	256	263	541	547	552	553	555	555
Burlington	209	0	0	0	0	0	0	0	4	7	8	9	10
Burlington	210	0	0	0	0	0	0	19	59	91	109	115	139
Burlington	211	0	0	0	0	0	0	116	212	285	329	343	400
Burlington	212	0	0	0	0	0	0	743	749	755	753	758	759
Burlington	213	0	0	0	0	0	0	1,018	1,024	1,029	1,030	1,032	1,032
Burlington	214	80	81	82	85	85	86	303	304	305	305	305	305
Burlington	215	444	452	460	469	474	482	783	789	794	796	797	797
Burlington	216	375	385	402	423	430	450	554	560	565	565	569	570
Burlington	217	313	321	337	358	365	385	42	57	67	70	76	77
Burlington	218	173	184	205	237	248	280	66	81	92	95	101	102
Burlington	219	52	54	59	65	67	73	8	11	13	14	15	15
Burlington	220	1,077	1,086	1,098	1,109	1,115	1,126	236	243	248	249	252	252
Burlington	221	403	429	461	495	509	542	149	172	188	193	201	203
Burlington	222	404	424	447	474	484	509	93	110	123	126	133	134
Burlington	223	74	75	80	86	89	93	40	42	44	45	46	46
Burlington	224	31	35	43	54	58	69	1,837	1,844	1,850	1,851	1,854	1,855
Burlington	225	0	0	0	0	0	0	393	625	649	836	841	843
Burlington	226	1,177	1,246	1,283	1,331	1,474	1,520	109	387	431	623	641	646
Burlington	227	1,887	1,988	2,028	2,063	2,275	2,311	203	660	693	1,043	1,070	1,079
Burlington	228	1,069	1,093	1,124	1,155	1,167	1,196	186	202	215	219	226	227
Burlington	229	0	0	0	0	0	0	2,298	2,307	2,314	2,317	2,319	2,320
Burlington	230	0	0	0	0	0	0	873	878	882	883	885	886

Municipality	TZ	06 UNITS	11 UNITS	16 UNITS	21 UNITS	26 UNITS	31 UNITS	06 JOBS	11 JOBS	16 JOBS	21 JOBS	26 JOBS	31 JOBS
Burlington	231	507	537	576	620	639	680	847	872	891	896	906	908
Burlington	232	79	80	82	83	84	85	817	822	826	827	830	830
Burlington	233	1	2	3	5	6	8	537	540	542	542	544	545
Burlington	234	0	3	8	16	19	27	438	445	450	451	453	454
Burlington	235	54	63	69	77	93	102	388	418	440	442	445	446
Burlington	236	881	906	933	959	986	1,011	228	261	287	288	294	295
Burlington	237	269	348	375	403	569	593	564	919	982	1,216	1,238	1,244
Burlington	238	881	996	1,042	1,092	1,332	1,381	525	1,033	1,187	1,459	1,491	1,501
Burlington	239	963	1,150	1,221	1,288	1,677	1,742	869	1,696	1,942	2,188	2,437	2,452
Burlington	240	594	765	825	883	1,250	1,309	1,293	2,071	2,242	2,723	2,768	2,781
Burlington	241	965	1,018	1,041	1,064	1,176	1,198	15	253	432	453	467	471
Burlington	242	354	368	378	392	416	430	49	89	119	122	125	125
Burlington	243	153	159	173	189	194	211	73	83	90	93	95	96
Burlington	244	228	233	240	252	256	267	47	56	63	64	68	68
Burlington	245	190	202	209	216	240	249	0	43	76	79	82	83
Burlington	246	989	1,005	1,027	1,046	1,055	1,074	111	119	125	128	130	130
Burlington	247	190	192	197	204	206	211	229	232	234	235	236	236
Burlington	248	353	366	382	398	404	420	0	0	0	0	0	0
Burlington	249	861	883	910	939	951	979	37	51	61	66	69	69
Burlington	250	0	3	5	6	7	8	636	640	643	643	645	645
Burlington	251	0	2	7	14	16	24	1,041	1,046	1,050	1,051	1,053	1,053
Burlington	252	409	418	429	440	444	455	697	704	710	711	714	714
Burlington	253	0	14	30	48	55	72	1,134	1,146	1,155	1,157	1,161	1,162
Burlington	254	0	18	41	64	74	97	689	704	716	719	725	726
Burlington	255	0	13	31	49	58	76	2,371	2,384	2,394	2,397	2,401	2,402
Burlington	256	912	920	929	939	944	953	74	81	86	87	89	90
Burlington	257	523	551	589	626	641	675	235	258	276	280	289	290
Burlington	258	1,019	1,029	1,040	1,052	1,056	1,068	221	228	233	234	237	237
Burlington	259	351	373	401	429	442	471	203	222	236	240	247	249
Burlington	260	361	372	392	419	428	455	171	193	209	213	221	222
Burlington	261	48	50	54	60	62	68	39	41	43	44	45	45

Municipality	TZ	06 UNITS	11 UNITS	16 UNITS	21 UNITS	26 UNITS	31 UNITS	06 JOBS	11 JOBS	16 JOBS	21 JOBS	26 JOBS	31 JOBS
Burlington	262	46	48	52	57	58	63	0	0	0	0	0	0
Burlington	263	280	286	297	313	318	333	37	38	40	40	40	40
Burlington	264	342	348	359	376	382	400	37	39	40	40	41	41
Burlington	265	334	344	356	368	374	384	149	157	162	164	167	167
Burlington	266	430	436	447	465	471	490	106	120	131	134	140	141
Burlington	267	462	477	497	517	525	543	38	48	57	59	63	64
Burlington	268	96	105	119	132	137	148	1,335	1,343	1,349	1,351	1,354	1,355
Burlington	269	0	0	0	0	0	0	1,531	1,545	1,555	1,558	1,563	1,564
Burlington	270	1	1	1	1	1	1	2,278	2,291	2,300	2,303	2,308	2,309
Burlington	271	0	0	0	0	0	0	1,860	1,876	1,888	1,892	1,898	1,900
Burlington	272	0	0	0	0	0	0	830	845	857	860	866	868
Burlington	273	0	0	0	0	0	0	453	464	472	474	479	479
Burlington	274	0	0	0	0	0	0	713	720	726	728	731	731
Burlington	275	0	0	0	0	0	0	1,215	1,228	1,238	1,240	1,246	1,247
Burlington	276	410	424	440	457	463	480	774	779	783	784	786	786
Burlington	277	237	241	247	255	258	266	0	0	0	0	0	0
Burlington	278	611	635	666	697	709	737	211	228	241	244	251	252
Burlington	279	255	259	264	270	272	278	354	358	360	361	362	363
Burlington	280	274	289	309	329	337	355	178	191	200	202	207	208
Burlington	281	361	377	397	418	427	445	123	130	135	135	139	139
Burlington	282	313	317	325	338	342	353	0	0	0	0	0	0
Burlington	283	367	374	387	408	415	437	110	123	132	136	139	140
Burlington	284	323	330	344	365	372	392	65	79	89	92	98	99
Burlington	285	47	49	55	64	66	74	35	39	41	42	43	44
Burlington	286	96	100	106	115	118	127	9	14	17	18	19	20
Burlington	287	283	289	302	318	324	340	0	0	0	0	0	0
Burlington	288	425	435	455	479	487	513	122	134	142	143	148	149
Burlington	289	149	155	163	172	175	183	120	124	126	127	128	128
Burlington	290	336	342	356	372	377	394	53	63	70	73	75	75
Burlington	291	707	726	754	789	800	834	185	209	228	232	241	243
Burlington	292	967	971	978	986	989	998	12	16	19	21	21	22

Municipality	TZ	06 UNITS	11 UNITS	16 UNITS	21 UNITS	26 UNITS	31 UNITS	06 JOBS	11 JOBS	16 JOBS	21 JOBS	26 JOBS	31 JOBS
Burlington	293	1,187	1,221	1,264	1,309	1,329	1,374	466	496	519	525	536	538
Burlington	294	296	305	315	325	330	340	7	11	14	15	16	16
Burlington	295	385	391	401	418	424	441	39	41	42	42	42	42
Burlington	296	490	506	527	547	556	575	117	127	133	137	139	139
Burlington	297	940	947	957	967	972	982	556	559	562	563	564	564
Burlington	298	337	342	352	364	368	381	44	50	55	57	58	59
Burlington	299	707	718	738	765	774	800	190	209	223	227	234	236
Burlington	300	782	802	826	852	863	888	45	56	63	67	69	70
Burlington	301	138	152	171	189	198	217	804	815	824	826	831	832
Burlington	302	0	0	0	0	0	0	636	639	641	640	643	643
Burlington	303	0	0	0	0	0	0	674	676	678	678	680	680
Burlington	304	1	1	1	1	1	1	1,508	1,524	1,536	1,539	1,545	1,546
Burlington	305	0	0	0	0	0	0	1,713	1,729	1,741	1,744	1,750	1,752
Burlington	306	0	0	0	0	0	0	1,354	1,399	1,433	1,450	1,460	1,481
Burlington	307	0	0	0	0	0	0	1,898	1,914	1,925	1,928	1,935	1,936
Burlington	308	0	0	0	0	0	0	732	743	752	754	759	760
Burlington	309	0	0	0	0	0	0	435	521	562	599	612	646
Burlington	310	526	538	553	568	574	588	43	50	55	57	59	59
Burlington	311	2	121	128	138	146	155	47	120	176	209	220	264
Burlington	312	665	678	694	710	716	732	15	25	33	35	39	40
Burlington	313	0	0	0	0	0	0	101	340	373	623	657	794
Burlington	314	1,072	1,092	1,110	1,118	1,124	1,130	0	17	28	34	38	39
Burlington	315	270	275	280	282	283	284	0	0	0	0	0	0
Burlington	316	408	415	425	434	437	445	0	4	7	9	9	10
Burlington	317	664	677	690	696	699	703	0	10	17	20	22	23
Burlington	318	517	527	537	541	544	546	37	45	50	53	55	55
Burlington	319	804	817	828	833	837	841	46	57	64	68	70	71
Burlington	320	0	0	0	0	0	0	113	118	122	123	126	126
Burlington	321	461	479	504	527	535	558	74	83	90	93	95	96
Burlington	322	588	617	653	691	707	744	81	103	120	124	133	135
Burlington	323	686	712	745	781	795	830	35	49	59	64	68	68

Municipality	TZ	06 UNITS	11 UNITS	16 UNITS	21 UNITS	26 UNITS	31 UNITS	06 JOBS	11 JOBS	16 JOBS	21 JOBS	26 JOBS	31 JOBS
Burlington	324	445	656	696	732	745	777	487	595	631	657	668	696
Burlington	325	467	483	505	525	534	553	184	189	194	193	196	197
Burlington	326	252	256	262	268	270	275	92	95	97	98	98	98
Burlington	327	456	472	492	514	523	544	99	108	114	117	119	119
Burlington	328	171	177	188	205	211	229	158	170	180	182	187	188
Burlington	329	0	3	9	19	23	33	1,565	1,570	1,573	1,575	1,576	1,576
Burlington	330	0	0	0	0	0	0	400	401	403	403	403	404
Burlington	331	0	7	21	43	51	74	2,178	2,207	2,228	2,234	2,245	2,247
Burlington	332	0	0	0	0	0	0	843	854	862	864	868	869
Burlington	333	0	0	0	0	0	0	1,812	1,831	1,845	1,849	1,856	1,858
Burlington	334	0	0	0	0	0	0	1,854	1,878	1,896	1,900	1,910	1,912
Burlington	335	0	0	0	0	0	0	490	494	497	498	499	500
Burlington	336	490	490	490	492	492	492	90	90	91	91	91	91
Burlington	337	823	839	859	881	890	910	123	137	148	150	156	157
Burlington	338	0	0	0	0	0	0	1,950	1,976	1,996	2,001	2,010	2,012
Burlington	339	0	0	0	0	0	0	1,095	1,109	1,120	1,123	1,129	1,130
Burlington	340	0	0	0	0	0	0	1,567	1,568	1,569	1,569	1,570	1,570
Burlington	341	0	0	0	0	0	0	2,030	2,045	2,056	2,059	2,064	2,066
Burlington	342	487	503	522	543	552	572	82	92	100	103	105	106
Burlington	343	599	608	624	644	651	672	119	136	148	151	157	159
Burlington	344	93	96	99	103	104	107	0	0	0	0	0	0
Burlington	345	490	497	507	516	519	527	131	137	141	142	144	145
Burlington	346	480	499	523	548	558	583	318	335	347	350	356	358
Burlington	347	437	442	452	467	473	489	70	83	92	95	99	100
Burlington	348	0	0	0	0	0	0	334	337	339	339	340	341
Burlington	349	0	0	0	0	0	0	555	557	558	559	559	559
Burlington	350	474	491	513	535	544	567	217	230	240	242	248	249
Burlington	351	376	383	393	402	405	413	306	310	313	315	316	316
Burlington	352	667	686	709	733	744	769	171	175	179	178	182	182
Burlington	353	757	777	803	830	842	869	391	405	414	418	421	422
Burlington	354	778	817	866	918	940	991	53	79	97	105	110	112

Municipality	TZ	06 UNITS	11 UNITS	16 UNITS	21 UNITS	26 UNITS	31 UNITS	06 JOBS	11 JOBS	16 JOBS	21 JOBS	26 JOBS	31 JOBS
Burlington	355	472	487	506	526	534	554	185	198	208	211	216	217
Burlington	356	630	654	684	716	730	761	216	234	248	252	259	261
Burlington	357	431	459	494	532	548	584	205	224	236	243	246	247
Burlington	358	373	380	393	414	422	443	210	227	240	244	250	251
Burlington	359	362	383	410	438	450	477	237	256	270	273	280	282
Burlington	360	758	784	816	850	865	899	442	465	482	486	495	496
Burlington	361	30	51	77	105	117	144	699	718	731	735	742	743
Burlington	362	11	11	12	12	12	12	959	961	962	962	963	963
Burlington	363	942	978	1,022	1,070	1,089	1,136	231	255	271	279	283	284
Burlington	364	0	0	0	0	0	0	2,475	2,484	2,491	2,494	2,496	2,496
Burlington	365	74	86	102	116	124	138	2,073	2,120	2,172	2,190	2,196	2,197
Burlington	366	1,428	1,487	1,565	1,651	1,685	1,769	277	320	344	360	378	383
Burlington	367	326	332	341	350	353	361	64	67	70	71	72	72
Burlington	368	604	626	654	684	696	724	395	415	429	433	439	441
Burlington	369	964	1,000	1,047	1,094	1,114	1,160	55	68	78	80	84	85
Burlington	370	315	327	343	361	368	385	177	184	189	191	193	193
Burlington	371	1,198	1,235	1,281	1,329	1,350	1,398	205	229	246	254	259	260
Burlington	372	700	729	765	804	821	858	118	144	158	168	175	179
Burlington	373	234	242	251	259	262	269	2	3	3	4	4	4
Burlington	374	0	0	0	0	0	0	3	5	7	7	7	8
Burlington	375	530	570	621	673	697	749	159	171	179	182	184	184
Burlington	376	6	7	8	8	9	9	1	2	2	3	3	3
Burlington	377	0	0	0	0	0	0	332	347	358	364	367	373
Burlington	378	0	0	0	0	0	0	499	686	726	896	925	1,032
Burlington	379	4	10	15	20	20	20	1	2	3	4	4	4
Burlington	380	48	50	52	54	54	54	0	0	0	0	0	0
Burlington	381	40	41	42	43	43	43	0	0	0	0	0	0
Burlington	382	18	178	312	435	442	450	0	0	0	0	0	0
Burlington	383	1	144	152	164	173	184	602	689	697	969	978	1,020
Burlington	384	1	1	2	2	2	2	0	0	0	0	0	0
Burlington	385	60	220	353	475	483	491	35	40	45	47	49	49

Municipality	TZ	06 UNITS	11 UNITS	16 UNITS	21 UNITS	26 UNITS	31 UNITS	06 JOBS	11 JOBS	16 JOBS	21 JOBS	26 JOBS	31 JOBS
Burlington	386	158	160	161	162	162	163	68	78	91	93	98	108
Burlington	387	0	0	0	0	0	0	528	613	639	704	715	760
Burlington	388	0	137	145	156	163	175	0	48	67	107	114	143
Burlington	389	0	0	0	0	0	0	0	39	61	77	82	103
Burlington	390	67	129	133	138	142	147	5	47	72	89	95	118
Burlington	391	251	677	704	737	762	798	185	335	378	520	543	633
Burlington	392	35	776	862	944	972	1,036	0	119	167	274	289	365
Burlington	393	0	1	2	2	1	0	755	760	763	764	766	767
Burlington	394	0	225	250	277	285	304	0	50	63	112	120	150
Burlington	395	0	184	207	230	236	251	3	59	102	128	136	169
Burlington	396	0	0	0	0	0	0	97	166	186	251	262	303
Burlington	397	0	0	0	0	0	0	610	617	622	623	626	626
Burlington	398	0	0	0	0	0	0	1,607	1,618	1,625	1,629	1,632	1,633
Burlington	399	2	292	309	333	352	374	286	462	492	681	707	814
Burlington	400	7	7	7	7	7	7	4	9	12	14	14	14
Burlington	401	0	0	0	0	0	0	1	2	3	3	3	3
Burlington	402	13	13	13	13	13	13	6	12	12	12	12	12
Burlington	403	71	71	71	71	71	71	27	64	66	68	70	72
Burlington	404	26	29	31	33	33	33	4	17	24	27	27	28
Burlington	405	8	9	10	11	12	12	0	0	0	0	0	0
Burlington	406	22	24	25	26	26	26	3	11	16	17	17	18
Burlington	407	9	10	10	11	11	11	15	19	22	22	23	23
Burlington	408	207	207	207	207	207	207	50	89	98	104	105	107
Burlington	409	167	167	167	167	167	167	175	224	229	243	251	254
Burlington	410	37	39	41	43	43	43	6	20	27	30	31	31
Burlington	411	24	26	28	29	30	30	0	0	0	0	0	0
Burlington	412	151	151	151	151	151	151	8	20	28	31	31	32
Burlington	413	36	36	36	36	36	36	7	18	25	28	29	29
Burlington	414	33	35	38	39	40	40	19	35	44	47	48	48
Burlington	415	38	39	40	41	41	41	0	0	0	0	0	0
Burlington	416	63	65	67	69	69	69	6	21	29	32	32	33

Municipality	TZ	06 UNITS	11 UNITS	16 UNITS	21 UNITS	26 UNITS	31 UNITS	06 JOBS	11 JOBS	16 JOBS	21 JOBS	26 JOBS	31 JOBS
Burlington	417	91	91	91	91	91	91	5	40	60	67	69	70
Burlington	418	72	72	72	72	72	72	45	45	45	45	45	45
Burlington	419	116	116	116	116	116	116	18	20	20	23	23	23
Milton	430	6	7	7	7	1,097	2,091	40	40	40	40	3,259	3,659
Milton	431	88	92	91	92	70	70	224	225	226	226	226	5,422
Milton	432	49	56	57	58	2,060	5,624	177	183	186	186	186	2,904
Milton	433	143	158	160	167	1,488	3,666	9	13	13	13	576	1,760
Milton	434	15	17	17	17	2,408	3,337	43	45	53	55	1,166	1,566
Milton	435	45	52	53	54	2,929	4,108	94	99	99	99	1,663	2,463
Milton	436	21	21	21	21	13	13	82	88	89	89	2,026	4,826
Milton	437	9	10	0	0	0	0	105	342	1,459	2,846	2,957	3,157
Milton	438	7	8	0	0	0	0	36	411	2,222	3,437	3,597	3,954
Milton	439	1	1	0	0	0	0	54	514	2,446	2,627	2,713	2,860
Milton	440	5	5	0	0	0	0	116	249	932	3,478	3,563	3,811
Milton	441	0	0	0	0	0	0	1,054	1,207	1,220	1,226	1,229	1,233
Milton	442	7	7	0	0	0	0	1,425	2,395	2,899	3,718	3,780	4,002
Milton	443	2	2	0	0	0	0	946	2,273	2,515	2,987	3,092	3,286
Milton	444	0	0	0	0	0	0	1,370	2,394	2,746	2,829	2,875	3,079
Milton	445	1	1	0	0	0	0	570	2,252	2,712	2,955	3,051	3,147
Milton	446	4	4	0	0	0	0	4	1,071	1,435	1,561	1,596	1,596
Milton	447	18	18	0	0	0	0	147	3,101	4,316	4,569	4,688	4,688
Milton	448	1	1	0	0	0	0	1,318	1,712	2,141	2,242	2,248	2,305
Milton	449	66	67	67	67	60	60	53	53	53	53	2,500	2,810
Milton	450	0	0	0	0	0	0	1,596	2,338	2,750	2,991	3,110	3,286
Milton	451	0	0	0	0	0	0	2,625	2,705	2,926	2,938	2,947	3,065
Milton	452	0	0	0	0	0	0	1,500	1,685	2,040	2,201	2,258	2,368
Milton	453	33	33	1	1	1	1	2,218	2,906	3,607	3,942	3,966	4,093
Milton	454	13	13	0	0	0	0	696	731	773	780	784	881
Milton	455	0	0	0	0	0	0	766	862	1,046	1,158	1,181	1,340
Milton	456	146	148	160	185	199	210	244	245	278	282	284	284
Milton	457	562	561	594	614	617	632	692	795	1,184	1,791	1,809	1,944

Municipality	TZ	06 UNITS	11 UNITS	16 UNITS	21 UNITS	26 UNITS	31 UNITS	06 JOBS	11 JOBS	16 JOBS	21 JOBS	26 JOBS	31 JOBS
Milton	458	1,149	1,148	1,222	1,265	1,270	1,303	79	118	169	243	251	259
Milton	459	711	711	765	813	823	852	188	212	282	342	379	381
Milton	460	7	7	14	433	1,016	1,083	504	599	960	1,481	1,660	1,827
Milton	461	693	693	696	704	831	944	456	573	786	1,141	1,249	1,305
Milton	462	291	291	368	404	440	454	396	475	642	859	1,020	1,069
Milton	463	1,186	1,203	1,253	1,335	1,338	1,382	695	753	942	1,125	1,237	1,251
Milton	464	342	342	342	352	352	352	338	641	755	939	1,008	1,042
Milton	465	420	426	470	522	522	522	134	136	153	156	156	156
Milton	466	182	182	188	188	188	188	64	67	78	84	84	84
Milton	467	198	204	281	373	382	408	438	439	490	508	509	511
Milton	468	0	0	0	0	0	0	186	205	270	284	284	284
Milton	469	496	506	535	569	574	608	30	33	43	51	51	51
Milton	470	773	773	798	845	854	899	184	214	274	341	379	380
Milton	471	307	306	327	449	533	584	1,070	1,219	1,611	2,183	3,161	3,217
Milton	472	0	12	91	612	968	1,295	870	1,110	1,547	2,442	2,615	2,808
Milton	473	0	45	91	700	1,523	2,933	167	294	488	935	954	981
Milton	474	383	388	448	462	487	498	370	645	824	1,130	1,131	1,131
Milton	475	399	400	438	451	476	486	0	39	84	153	153	153
Milton	476	454	456	503	541	570	584	0	267	651	1,255	1,304	1,304
Milton	477	91	298	558	879	998	1,150	415	626	1,081	1,876	1,888	1,891
Milton	478	528	528	534	626	691	709	0	40	97	172	192	192
Milton	479	603	626	691	724	738	748	75	111	150	224	224	224
Milton	480	0	324	364	393	393	393	0	38	68	106	115	115
Milton	481	629	630	697	762	820	831	32	72	119	195	199	199
Milton	482	1	352	456	483	488	493	2	39	69	120	130	129
Milton	483	779	894	1,026	1,181	1,193	1,216	2	47	86	152	161	161
Milton	484	1,037	1,159	1,359	1,568	1,613	1,726	56	84	126	201	209	209
Milton	485	50	414	477	493	498	502	4	41	72	119	129	128
Milton	486	822	825	866	894	919	935	1	43	98	180	184	184
Milton	487	749	751	787	830	853	891	36	79	137	242	243	243
Milton	488	942	942	1,008	1,079	1,104	1,113	0	40	83	152	155	155

Municipality	TZ	06 UNITS	11 UNITS	16 UNITS	21 UNITS	26 UNITS	31 UNITS	06 JOBS	11 JOBS	16 JOBS	21 JOBS	26 JOBS	31 JOBS
Milton	489	81	81	94	1,682	1,685	1,701	8	16	15	270	299	299
Milton	490	3	3	3	1,228	1,228	1,228	0	0	0	152	165	165
Milton	491	3	3	3	698	698	698	0	0	0	0	0	0
Milton	492	1	1	1	754	754	754	0	0	0	179	219	219
Milton	493	1	1	1	972	972	972	0	0	0	238	307	385
Milton	494	1	1	1	1,084	1,084	1,084	0	0	0	206	251	291
Milton	495	2	2	2	748	748	748	0	0	0	42	45	45
Milton	496	5	5	537	690	690	690	0	0	73	89	93	93
Milton	497	0	0	604	963	963	963	0	0	8	19	22	21
Milton	498	5	341	474	509	540	548	4	60	106	180	195	195
Milton	499	296	684	825	861	874	912	3	328	657	988	1,061	1,061
Milton	500	625	672	773	827	848	895	249	259	280	287	291	291
Milton	501	19	500	507	524	524	525	61	146	191	294	333	363
Milton	502	4	210	244	281	304	314	40	40	43	45	45	45
Milton	503	0	219	236	293	300	314	512	591	693	861	980	1,012
Milton	504	5	148	885	991	991	991	6	361	428	556	671	675
Milton	505	1	133	509	585	666	684	0	0	78	130	195	195
Milton	506	3	3	461	1,131	1,131	1,131	0	0	117	191	230	250
Milton	507	1	1	416	733	733	733	0	0	68	92	143	163
Milton	508	0	0	701	701	701	701	0	0	117	185	213	243
Milton	509	5	6	996	996	996	996	0	0	103	212	232	332
Milton	510	3	3	807	1,033	1,194	1,357	0	0	511	1,152	1,386	1,517
Milton	511	1	1	718	1,037	1,037	1,037	0	0	89	125	136	136
Milton	512	0	0	1,606	1,606	1,606	1,606	0	0	123	174	199	229
Milton	513	0	189	756	900	912	918	54	114	140	164	174	174
Milton	514	1	144	371	568	648	720	18	381	443	601	722	774
Milton	515	3	2,270	2,459	2,551	2,575	2,576	19	383	696	915	1,087	1,087
Milton	516	0	1,135	1,627	1,784	1,787	1,787	4	42	72	104	122	122
Milton	517	9	1,385	1,523	1,610	1,610	1,610	0	0	0	0	0	0
Milton	518	13	1,096	1,486	1,607	1,607	1,607	8	48	74	102	119	119
Milton	519	7	7	7	7	7	7	9	9	11	12	12	12

Municipality	TZ	06 UNITS	11 UNITS	16 UNITS	21 UNITS	26 UNITS	31 UNITS	06 JOBS	11 JOBS	16 JOBS	21 JOBS	26 JOBS	31 JOBS
Milton	520	11	11	12	12	12	12	17	18	20	20	20	20
Milton	521	124	1,149	1,535	1,542	1,542	1,542	56	150	374	374	414	444
Milton	522	53	53	55	58	58	58	22	22	22	22	22	22
Milton	523	91	91	95	100	100	100	23	23	23	23	23	23
Milton	524	120	125	130	137	137	137	24	24	24	24	25	25
Milton	525	127	130	137	144	144	144	134	189	222	227	234	252
Milton	526	244	252	260	276	276	276	241	258	276	287	323	324
Milton	527	102	105	110	116	116	116	83	89	104	110	111	111
Milton	528	22	22	22	22	22	22	30	32	37	41	41	41
Milton	529	107	107	110	110	110	110	45	45	45	45	45	45
Milton	530	146	146	151	157	157	164	165	170	172	186	200	208
Milton	531	153	161	169	174	174	181	203	219	252	263	269	274
Milton	532	211	230	236	248	251	261	50	50	50	50	50	50
Milton	533	158	174	179	194	199	200	47	49	53	54	54	55
Milton	534	67	71	73	78	82	82	56	57	58	59	60	61
Milton	535	152	164	170	178	183	185	45	46	47	48	49	50
Halton Hills	550	10	10	10	10	0	0	809	887	949	1,615	2,262	3,527
Halton Hills	551	0	0	0	0	0	0	9	96	146	250	700	1,053
Halton Hills	552	12	11	11	11	0	0	257	285	559	925	2,038	3,216
Halton Hills	553	14	14	10	10	0	0	299	299	390	853	2,210	3,086
Halton Hills	554	148	148	155	159	159	159	107	111	111	111	1,799	4,007
Halton Hills	555	292	293	294	294	294	294	180	186	186	186	2,432	4,480
Halton Hills	556	200	200	200	200	200	200	187	195	196	196	198	204
Halton Hills	557	155	155	155	155	155	155	28	28	28	28	28	28
Halton Hills	558	64	64	64	64	3,872	6,651	94	96	96	96	1,237	1,768
Halton Hills	559	146	146	146	146	163	182	44	46	46	46	101	140
Halton Hills	560	114	116	123	127	135	1,041	97	98	98	98	134	244
Halton Hills	561	791	791	791	813	822	832	247	251	257	257	259	282
Halton Hills	562	86	170	555	1,041	1,041	1,041	164	166	166	166	170	181
Halton Hills	563	603	775	903	1,287	1,385	1,480	0	0	0	0	0	6
Halton Hills	564	1,590	1,595	1,735	1,739	1,780	1,805	147	153	153	153	158	189

Halton Hills	565	117	161	166	176	211	217	375	384	384	384	387	407
---------------------	------------	-----	-----	-----	-----	-----	-----	-----	-----	-----	-----	-----	-----

Municipality	TZ	06 UNITS	11 UNITS	16 UNITS	21 UNITS	26 UNITS	31 UNITS	06 JOBS	11 JOBS	16 JOBS	21 JOBS	26 JOBS	31 JOBS
Halton Hills	566	0	0	0	0	0	0	550	555	579	579	585	606
Halton Hills	567	1,374	1,416	1,594	1,598	1,652	1,668	163	168	168	168	170	175
Halton Hills	568	347	349	355	359	364	370	172	179	179	179	180	184
Halton Hills	569	1,326	1,329	1,346	1,351	1,364	1,372	692	715	726	726	731	754
Halton Hills	570	54	56	62	67	72	78	1,117	1,127	1,127	1,127	1,132	1,161
Halton Hills	571	177	177	177	178	178	178	1,702	1,725	1,735	1,745	1,805	1,903
Halton Hills	572	39	39	38	42	47	47	2,820	2,839	2,861	2,972	3,033	3,145
Halton Hills	573	244	282	284	300	306	703	508	581	611	811	916	1,046
Halton Hills	574	811	816	839	880	988	1,020	354	359	359	361	365	377
Halton Hills	575	593	593	593	669	869	1,021	521	533	533	533	533	569
Halton Hills	576	910	919	923	951	954	955	439	444	444	444	449	464
Halton Hills	577	585	647	727	827	971	1,073	1,215	1,220	1,220	1,220	1,231	1,261
Halton Hills	578	445	450	455	465	560	605	202	207	208	208	208	213
Halton Hills	579	107	111	115	126	134	138	180	183	183	183	186	196
Halton Hills	580	308	382	383	383	391	391	199	200	200	200	204	211
Halton Hills	581	539	539	539	540	545	550	175	180	180	181	183	191
Halton Hills	582	879	993	1,139	1,316	1,623	2,357	490	497	508	508	510	530
Halton Hills	583	235	258	265	299	316	319	11	11	11	11	11	13
Halton Hills	584	39	90	110	130	131	131	10	10	10	10	10	10
Halton Hills	585	144	144	144	147	149	159	34	34	34	34	36	36
Halton Hills	586	40	40	40	40	40	40	80	83	83	83	83	84
Halton Hills	587	256	262	265	265	265	265	41	42	42	42	42	45
Halton Hills	588	112	112	112	113	117	120	127	130	130	130	131	131
Halton Hills	589	94	94	94	94	94	94	136	143	143	143	143	143
Halton Hills	590	73	73	73	73	73	73	2	2	2	2	2	3
Halton Hills	591	65	65	65	65	65	65	23	24	24	24	25	25
Halton Hills	592	64	64	64	64	64	64	12	13	13	13	13	15
Halton Hills	593	271	271	271	271	271	271	129	135	135	135	135	135
Halton Hills	594	149	149	149	149	149	149	218	222	222	222	222	222
Halton Hills	595	291	291	291	291	291	291	132	133	133	133	133	133

Halton Hills	596	67	67	67	67	67	67	76	78	78	78	79	79
---------------------	------------	----	----	----	----	----	----	----	----	----	----	----	----

Municipality	TZ	06 UNITS	11 UNITS	16 UNITS	21 UNITS	26 UNITS	31 UNITS	06 JOBS	11 JOBS	16 JOBS	21 JOBS	26 JOBS	31 JOBS
Halton Hills	597	775	776	788	851	899	911	287	302	302	301	302	314
Halton Hills	598	414	414	414	477	1,132	1,459	404	410	502	547	628	702
Halton Hills	599	482	482	482	521	541	555	467	483	491	491	494	510
Halton Hills	600	719	719	719	731	874	948	614	647	647	647	652	697
Halton Hills	601	412	412	412	421	437	440	189	199	199	199	200	213
Halton Hills	602	143	144	148	169	174	177	399	419	419	419	420	436
Halton Hills	603	315	315	315	347	375	395	158	161	165	165	165	171
Halton Hills	604	21	22	22	24	24	24	286	286	373	506	707	767
Halton Hills	605	245	249	251	318	420	467	838	884	987	1,079	1,176	1,261
Halton Hills	606	72	72	72	73	73	73	12	12	13	13	13	13

